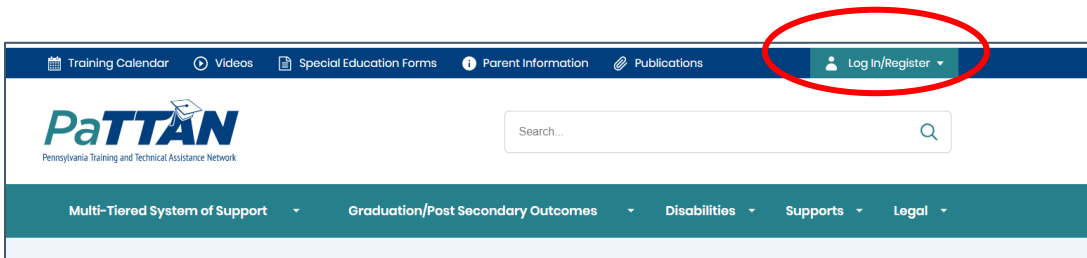
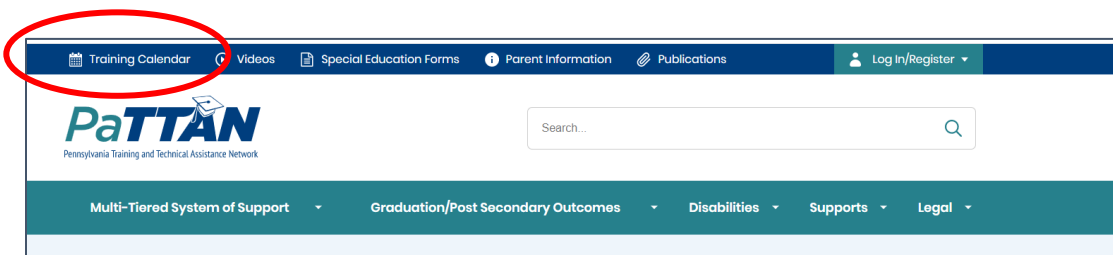


Registration Hints for the Pennsylvania Family Support and Home Visiting Conference

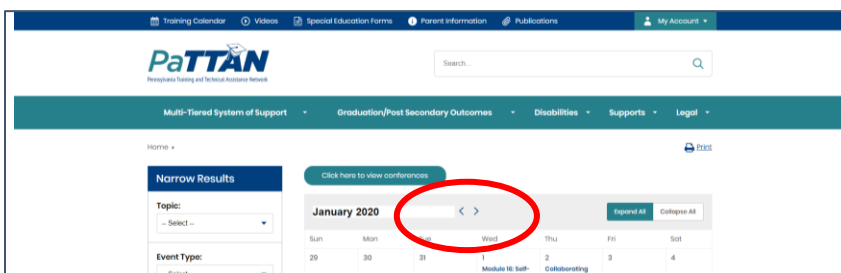
1. Go to the conference registration site: www.pattan.net.
 - Please make sure that you have the conference code! You'll need it to register for the conference. Check with your program administrator for the code.
2. Click on the **Log in/Register** button in the top right corner of the page.
 - **Log in or create an account** if you do not have one.
 - If the name of your program is not listed in the drop down, chose "Other" & then type in your program name.



3. Click the **Training Calendar** button on the top left of the page.



4. Use the arrows to **scroll the calendar forward to March**. Click on the conference title on March 23, 2020.



5. Click on the **Register Now** button.

Pennsylvania Family Support and Home Visiting Conference: Supporting and Strengthening Families
Hershey Lodge and Convention Center [Google Maps](#)

Session Dates
Monday, March 23, 2020 8:00 AM - 12:30 PM

Register Now

This event is by invitation only. You must have a registration key in order to register.

Event Info

Event Type:
CONFERENCES

Presenters:
Dr. Shelley Copin

Event Contact:
Contact:
Mary Anketell
manketell@pattan.net
800-390-7282 x.3720

6. Choose the type of **inservice credit**.

- Act 48 credits are only for teachers who have a Pennsylvania teaching certificate.
- For **nursing and social work credits**, choose No Credit. You will register for these credits the day of the conference.

7. Choose a breakout session at each time period. **Click on the blue + sign** to see all the options. You must choose one session from each session time slot.

March 23, 2020 Breakout Sessions: 11 AM to 12:30 PM [More Info](#)

Please choose a breakout session you would like to attend on Monday, March 23, 2020 from 11 AM to 2:30 PM after the keynote.

Instructor: Multiple Presenters

Date	Time	Location
03/23/2020	11:00 AM - 12:30 PM	Hershey Lodge and Convention Center

8. Once you have entered all your breakout sessions, **click one of the blue boxes** at the bottom right of the page. Choose the box that corresponds with your inservice credits.

[Tweet](#) [Share](#)

Click this button to register for Act 48 Clock Hours or Act 48 in conjunction with any other type of credit (i.e. Act 48 + ASHA). Please note that if you do not provide us with your PPID we cannot award Act 48 hours for your attendance.

Other registrations

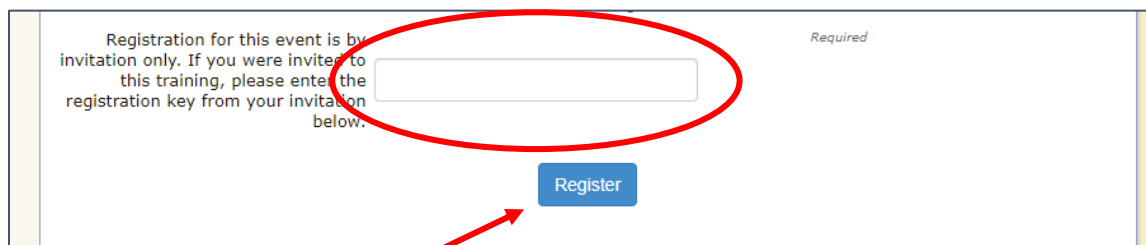
Act 48 or Act 48 plus any other credit type

All Other Registrations

9. Make sure that all your information is complete on the **Conference Registration Form**.

- If you do not have a PPID (for licensed teachers ONLY) enter 0000000
- If you are not part of an IU enter NA (it may tell you no in red but ignore that warning)
- Double check that if the name of your program is accurate.

10. Enter the **conference code** on the bottom of the Conference Registration Form. Talk to your program administrator if you don't have the code.



The screenshot shows a registration form with the following text: "Registration for this event is by invitation only. If you were invited to this training, please enter the registration key from your invitation below." To the right of this text is a red oval highlighting an empty text input field. Below the input field is a blue button labeled "Register". A red arrow points from the bottom left towards the "Register" button. The word "Required" is visible in the top right corner of the form area.

11. Click on the **Register** button, and you're done! You will receive an email confirming your registration.

For registration questions and support,

please email Molly Martz at mmartz@pattan.net please use **Family Support Conference** in the Subject

For questions about the conference content,

please email RA-PWPAHOMEVISITING@pa.gov please use **Family Support Conference** in the Subject